

# VPX Test Extender - 6U



## Description

Elma Bustronic used creative engineering to solve a major problem in developing the VPX Extender Board - the lack of a right angle receptacle for VPX in the marketplace. So, the company produced a rigid-flex-rigid PCB design to get around the problem. The solution entails a right angle pin connector that plugs into the backplane, connected to a flex circuit that wires to the straight receptacle to receive the plug-in board.

The VPX extender boards are designed to bring a circuit card completely out of a card cage or enclosure so that it can be tested or debugged. This provides access to both sides of the test board. There are test points for all of the differential pairs on the MultiGig fabric connector for the hub slots.

The VPX extender boards come in a 10-layer stripline design for the rigid PCB and microstrip design for the flex circuit portion. Also featured is an ammeter, which measures the current and has a digital indicator on the front panel showing the status.

## Features


- Conforms to VITA 46 VPX specifications
- Controlled impedance rigid-flex-rigid design
- Alignment keying headers provided for extender and plug-in card
- 100 Ohm differential pair routing
- Mechanical frame supports 6U, 160mm plug-in card
- Frame has injector/ejector latches for plug-in card
- Signal rate: 3.125 Gb/sec
- +5V on/off switch
- Current monitor on +5V power
- Frame has injector/ejector latches to hold extender securely to chassis

## Board Specifications


- 10-layer stripline design
- PCB UL listed 94-V0
- PCB .080" thick
- PCB Material: L24 Type GFN

## Mechanical Specifications

- 6U height
- 240mm
- Multi-Gig RT-2 connectors



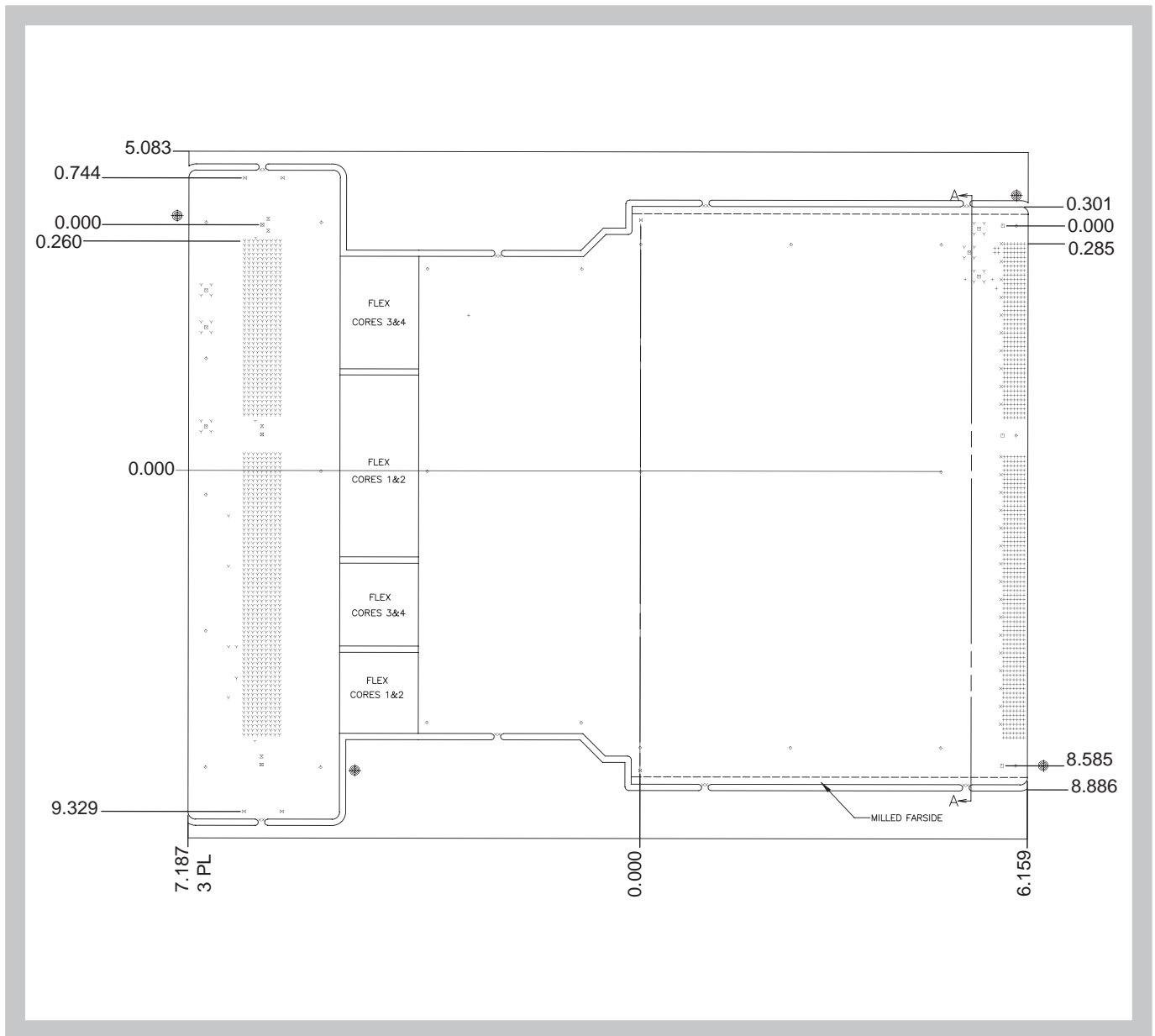
Connector Side View



Rear View Showing Rigid-Flex

# VPX Test Extender - 6U

## Line Drawing



## ORDER INFORMATION

Height

Length

Part Number

6U

240mm

119EXT6024-05XX